



REPUBLIC OF INDONESIA DEFENSE UNIVERSITY

**GROSS REGIONAL DOMESTIC PRODUCT AS A MEDIATOR
OF THE INFLUENCE OF HUMAN DEVELOPMENT INDEX
AND DEPENDENCY RATIO ON THE DEFENSE BUDGET**

**SUSAN CINTIA DAMANIK
120220201020**

This Thesis was Written for the Fulfillment of the Requirement
to Earn Master's Degree in Defense Science

**FACULTY OF DEFENSE MANAGEMENT
STUDY PROGRAM OF DEFENSE MANAGEMENT**

**JAKARTA
2024**

THESIS APPROVAL SHEET

Student Name : Susan Cintia Damanik
Student Identity Number : 120220201020
Study Program : Defense Management
Faculty : Defense Management
Thesis Title : Gross Regional Domestic Product as A Mediator of The Influence of Human Development Index and Dependency Ratio on The Defense Budget

Advisor I,



Dr. Dra. Herlina Tarigan, MPPM

Colonel Caj (K) (Ret.)
Date: 01/26/2024


Advisor II,



Dr. Ir. Ari Pitoyo Sumarno, S.A.P.,
M.M., CIPA., CIT
Brigadier General TNI

Date: 01/25/2024






Acknowledged by,
Dean of Defense Management Faculty,



Dr. Agus Winarna, S.I.P., M.Si., M.Tr. (Han)
Major General TNI

Date: 2024

THESIS VERIFICATION SHEET

	Student Name	: Susan Cintia Damanik		
	Student Identity Number	: 120220201020		
	Study Program	: Defense Management		
	Faculty	: Defense Management		
	Thesis Title	: Gross Regional Domestic Product as A Mediator of The Influence of Human Development Index and Dependency Ratio on The Defense Budget		
No.	Name	Sign	Date	
1.	Advisor I: Dr. Dra. Herlina Tarigan, MPPM Colonel Caj (K) (Ret.)		26/1/24	
2.	Advisor II: Dr. Ir. Ari Pitoyo Sumarno, S.A.P., M.M., CIPA., CIT Brigadier General TNI		25/01/24	
3.	Reviewer I: Assoc. Prof. Dr. Ir. Aris Sarjito, ST., M.AP., IPU., ACPE., ASEAN Eng. Colonel (N) (Ret.)		26/01-24	
4.	Reviewer II: Dr. Ir. Syaiful Anwar, M.Bus., M.A Major General (Mar) (Ret.)		26/01-24	
5.	Reviewer III: Dr. Drs. Suprpto, M.Si., CIQaR. Air Commodore IAF (Ret.)		26/01-24	

DECLARATION OF ORIGINALITY

I hereby declare that in this thesis no work or part of work has ever been submitted to obtain a bachelor's degree at any level in a university; and to the best of my knowledge there are also no terms, phrases, sentences, paragraphs, subchapters or chapters of the work ever written or published; except as expressly submitted in this text and mentioned in the list of References.

If in the future it is proven that there is plagiarism in this thesis, I am willing to accept sanctions in accordance with the provisions of the applicable regulations/laws.

Jakarta, January 25, 2024



Susan Cintia Damanik

FOREWORDS

Praise be to God Almighty, for all His mercy and grace so that the thesis entitled "Gross Regional Domestic Product as A Mediator of the Influence of Human Development Index and Dependency Ratio on the Defense Budget" can be completed. This thesis is to fulfill one of the requirements to achieve a Master of Defense degree, Defense Management Study Program, Defense University of the Republic of Indonesia.


The author realizes that during the completion of this thesis, it is inseparable from the help and guidance of many parties. Therefore, the author would like to thank the mentioned ones below.

1. Lieutenant General Jonni Mahroza, Ph.D, as Rector of the Defense University of the Republic of Indonesia,
2. Major General TNI Dr. Agus Winarna., S.I.P., M.Si., M.Tr. (Han) as Dean of the Faculty of Defense Management,
3. Colonel Tech Dr. Ir. Hikmat Zakky Almubaroq S.Pd., M.Si, CIQnR., CIQaR., MCF as head of the Defense Management Study Program, Defense University of the Republic of Indonesia,
4. Colonel Caj (K) (Ret.) Dr. Dra. Herlina Tarigan, MPPM, as supervisor 1 and Brigadier General TNI Dr. Ari Pitoyo Sumarno, S.A.P., M.M., CIPA, CIT. as supervisor 2 who always provides great direction, guidance and motivation to the writer,
5. Marine Colonel (T) (Ret.) Dr. Ir. Aris Sarjito, S.T., M.AP., IPU., CIQaR., ACPE., ASEAN Eng. as reviewer 1, Maj. Gen. TNI (Mar) (Ret.) Dr. Ir. Syaiful Anwar, M.Bus., M.A. as reviewer 2, Marsma TNI (Ret.) Dr. Drs. Suprpto, M.Si., CIQaR as reviewer 3. Thanks for the very constructive direction and input,
6. All lecturers and staff of the Defense Management Study Program who have provided knowledge, lessons, and helped the author during lectures at the Defense University,

7. My beloved family especially Jamson Damanik, Naesta Simatupang, Jasprando Damanik, and Josua Melvinluiz Damanik who always give prayers and encouragement to be able to complete education.
8. All fellow students of the Defense Management Program Cohort XIV who always accompany and help while studying at the Defense University of the Republic of Indonesia,
9. To those who are willing to help research and academic contributors who cannot be mentioned one by one, for all the assistance that has been provided during research, research preparation, and during the study period at the Defense University of the Republic of Indonesia.

God Almighty who will repay all kindnesses to all parties for the help and contribution that has been given to the researcher during the process of preparing this thesis from start to finish. The researcher realizes that this thesis is far from perfect, therefore humbly expect constructive criticism and suggestions for the perfection of this thesis. Hopefully this thesis can provide benefits for readers and further researcher, especially in the development of defense science and the Indonesian Defense University in particular.

Jakarta, January 25, 2024



Susan Cintia Damanik

ABSTRACT

GROSS REGIONAL DOMESTIC PRODUCT AS A MEDIATOR OF THE INFLUENCE OF THE HUMAN DEVELOPMENT INDEX AND DEPENDENCY RATIO ON THE DEFENSE BUDGET

SUSAN CINTIA DAMANIK

In the era of global dynamics and the complexity of security challenges, this research explores a new conceptual framework by examining the mediating role of Gross Regional Domestic Product (GRDP) in the combined influence of the Human Development Index (HDI) and Dependency Ratio (DR) on the Defense Budget of a region. Starting from a general understanding of economic growth, human well-being, and demographic pressures, this study focuses on the interactive relationships among these key variables and how GRDP can manage the complexity of these dynamics. The study employs regression analysis and mediation techniques with IBM SPSS 25 to enhance previous research by introducing GRDP as a mediator, using secondary data from sources like the Central Statistics Agency. The data population spans 10 years, from 2013 to 2022. Employing purposive sampling, 29 samples were obtained, resulting in 290 units of analysis. The results indicate a significant positive influence of the Human Development Index on Gross Regional Domestic Product, a significant negative influence of Dependency Ratio on Gross Regional Domestic Product, a significant positive influence of the Human Development Index on the Defense Budget, no significant influence of Dependency Ratio on the Defense Budget, a significant positive influence of Gross Regional Domestic Product on the Defense Budget, a positive influence of the Human Development Index on the Defense Budget mediated by GRDP, and no influence of Dependency Ratio on the Defense Budget mediated by GRDP. The study suggests that future research explore alternative proxies for the variables included in this study.

Keywords: Economic Growth, Gross Regional Domestic Product, Human Development Index, Dependency Ratio, Defense Budget

ABSTRAK

PRODUK DOMESTIK REGIONAL BRUTO SEBAGAI MEDIASI PENGARUH INDEKS PEMBANGUNAN MANUSIA DAN DEPENDENCY RATIO TERHADAP ANGGARAN PERTAHANAN

SUSAN CINTIA DAMANIK

Dalam era dinamika global dan kompleksitas tantangan keamanan, penelitian ini menggali kerangka konseptual baru dengan mengeksplorasi peran mediasi Produk Domestik Regional Bruto (PDRB) dalam pengaruh bersama Indeks Pembangunan Manusia (IPM) dan *Dependency Ratio* (DR) terhadap Anggaran Pertahanan suatu wilayah. Dengan memulai dari pemahaman umum tentang pertumbuhan ekonomi, kesejahteraan manusia, dan tekanan demografis, penelitian ini memusatkan perhatian pada hubungan interaktif antara variabel-variabel kunci ini dan bagaimana PDRB dapat mengelola kompleksitas dinamika ini. Metode penelitian ini memanfaatkan analisis regresi dan teknik mediasi dengan aplikasi IBM SPSS 25 untuk memperdalam pemahaman terhadap hasil penelitian sebelumnya dengan menambah dimensi PDRB sebagai mediator dengan menggunakan data sekunder yang diambil dari sumber-sumber seperti Badan Pusat Statistik. Populasi data adalah 10 tahun yang dimulai dari tahun 2013 hingga 2022. Dengan menggunakan metode *purposive sampling*, diperoleh sebanyak 29 sampel dengan 290 unit analisis. Hasil penelitian menunjukkan terdapat pengaruh hubungan positif yang signifikan dari Indeks Pembangunan Manusia terhadap Produk Domestik Regional Bruto, terdapat pengaruh hubungan negatif yang signifikan dari *Dependency Ratio* terhadap Produk Domestik Regional Bruto, terdapat pengaruh hubungan positif yang signifikan dari Indeks Pembangunan Manusia terhadap Anggaran Pertahanan, tidak terdapat pengaruh yang signifikan dari *Dependency Ratio* terhadap Anggaran Pertahanan, terdapat pengaruh hubungan positif yang signifikan dari Produk Domestik Regional Bruto terhadap Anggaran Pertahanan, terdapat pengaruh positif dari Indeks Pembangunan Manusia terhadap Anggaran Pertahanan yang dimediasi oleh PDRB dan tidak terdapat pengaruh *Dependency Ratio* terhadap Anggaran Pertahanan yang dimediasi oleh PDRB. Penelitian ini menyarankan agar penelitian selanjutnya menggunakan proksi lain untuk memproksikan variabel yang terdapat dalam penelitian.

Kata kunci: Pertumbuhan Ekonomi, Produk Domestik Regional Bruto, Indeks Pembangunan Manusia, Dependency Ratio, Anggaran Pertahanan

TABLE OF CONTENTS

TITLE THESIS	i
THESIS APPROVAL SHEET	ii
THESIS VERIFICATION SHEET	iii
DECLARATION OF ORIGINALITY	iv
FOREWORDS	v
ABSTRACT	vii
TABLE OF CONTENTS	ix
LIST OF TABLES	xiii
LIST OF GRAPHS	xvi
LIST OF FIGURES	xvii
CHAPTER 1 INTRODUCTION	1
1.1 Background	1
1.2 Identify the Problem.....	11
1.4 Problem Statement.....	12
1.5 Research Objectives.....	12
1.6 Research Benefits	13
CHAPTER 2 LITERATURE REVIEW	15
2.1 Theoretical Framework.....	15
2.1.1 Defense Budget.....	15
2.1.2 Gross Regional Domestic Product.....	23
2.1.3 Human Development Index	25
2.1.4 Human Development Index Measurement	29
2.1.5 Dependency Ratio	30
2.2 Previous Research	31
2.3. Frame of Thought	39
2.4 Hypothesis.....	40
CHAPTER 3 RESEARCH METHODOLOGY	41
3.1 Research Methods and Design.....	41
3.2 Place and Time of Research.....	41

3.2.1	Research Sites	41
3.2.2	Research Time.....	42
3.3	Population and Research Sample	42
3.3.1	Research Population	42
3.3.2	Research Samples	43
3.4	Data Collection Techniques	43
3.5	Research Instruments.....	44
3.5.1	Defense Budget Variable Research Instruments	44
3.5.2	Human Development Index Variable Research Instrument (X1).....	44
3.5.3	Variable Dependency Ratio (X2) Research Instrument	45
3.5.4	Variable Research Instrument Gross Regional Domestic Product (Z).....	46
3.6	Data Processing Techniques	46
3.7	Data Analysis Techniques.....	46
3.7.1	Descriptive Statistical Analysis.....	47
3.7.2	Inferential Statistical Analysis	47
3.8	Hypotesis Statistics.....	52
CHAPTER 4 RESULTS AND DISCUSSION		55
4.1	Data Description	55
4.1.1	Description of Secondary Data Source.....	56
4.1.2	Description of Research Variable Data	58
4.2	Data Collection Results	66
4.2.1	Results of Defense Budget Variable Data Collection	67
4.2.2	Human Development Index Variable Data Collection Results.....	69
4.2.3	Results of Dependency Ratio Variable Data Collection	71
4.2.4	Results of Gross Regional Domestic Product Variable Data Collection	73
4.3	Data Processing Results	75
4.3.1	Results of Defense Budget Data Processing	75

4.3.2	Human Development Index Data Processing Results	77
4.3.3	Dependency Ratio Data Processing Results	80
4.3.4	Results of Gross Regional Domestic Product Data Processing	83
4.4	Hypothesis Testing Results	85
4.4.1	Classical Assumption Test	85
4.4.2	Hypothesis Test	92
4.5	Discussion	106
4.5.1	Effect of Human Development Index on Gross Regional Domestic Product	106
4.5.2	Effect of Dependency Ratio on Gross Regional Domestic Product	107
4.5.3	Effect of Human Development Index on the Defense Budget	108
4.5.4	Effect of Dependency Ratio on the Defense Budget.....	109
4.5.5	Effect of Gross Regional Domestic Product on the Defense Budget	111
4.5.6	Effect of Human Development Index on the Defense Budget with Gross Regional Domestic Product as intervening variable.....	113
4.5.7	Effect of Dependency Ratio on the Defense Budget with Gross Regional Domestic Product as intervening variable	115
CHAPTER 5 CONCLUSIONS AND RECOMMENDATIONS.....		117
5.1	Conclusion	117
5.2	Recommendation.....	117
5.2.1	Theoretical Recommendations	117
5.2.2	Practical Recommendations	118
BIBLIOGRAPHY		120
APPENDICES.....		121

LIST OF TABLES

Table 3.1 Research Implementation Schedule.....	42
Table 3.2 Sampling Criteria.....	43
Table 4.1 Sampling Results.....	55
Table 4.2 Results of statistical descriptive analysis.....	58
Table 4.3 Results of statistical descriptive analysis of Defense Budget Variables	59
Table 4.4 Results of statistical descriptive analysis of Human Development Index Variables.....	61
Table 4.5 Results of statistical descriptive analysis of Variable Dependency Ratio.....	63
Table 4.6 Results of statistical descriptive analysis of Gross Regional Domestic Product Variables.....	65
Table 4.7 Results of Defense Budget Variable Data Collection (2018-2022).....	67
Table 4.8 Results of Defense Budget Variable Data Collection (2013-2017).....	68
Table 4.9 Results of Human Development Index Variable Data Collection (2018-2023).....	69
Table 4.10 Results of Human Development Index Variable Data Collection (2013-2027).....	70
Table 4.11 Results of Variable Dependency Ratio Data Collection (2018-2023)	71
Table 4.12 Results of Variable Dependency Ratio Data Collection (2013-2027)	72
Table 4.13 Results of Gross Regional Domestic Product Variable Data Collection (2018-2022).....	73
Table 4.14 Results of Gross Regional Domestic Product Variable Data Collection (2013-2017).....	74
Table 4.15 Results of Defense Budget Data Processing (2013-2017)	75

Table 4.16 Results of Defense Budget Data Processing (2018-2022)	76
Table 4.17 Results of Human Development Index Data Processing (2013-2017)	77
Table 4.18 Results of Human Development Index Data Processing (2018-2022)	79
Table 4.19 Results of Dependency Ratio Data Processing (2013-2017) .	80
Table 4.20 Results of Dependency Ratio Data Processing (2018-2022) .	82
Table 4.21 Results of Gross Regional Domestic Product Data Processing (2013-2017).....	83
Table 4.22 Results of Gross Regional Domestic Product Data Processing (2018-2022).....	84
Table 4.23 Normality Test Results (One-Sample Kolmogorov-Smirnov Test)	86
Table 4.24 Multicollinearity Test Results of HDI and DR Effect on GRDP.....	87
Table 4.25 Multicollinearity Test Results of the Effect of IPM, DR, PDRB on AP	88
Table 4.26 Results of HDI and DR Autocorrelation test on GRDP	89
Table 4.27 Autocorrelation test results of HDI, DR and GRDP on AP	90
Table 4.28 HDI Heteroscedasticity Test Results, DR against GRDP.....	91
Table 4.29 Results of IPM, DR, PDRB Heteroscedasticity Test against AP	92
Table 4.30 Results of the calculation of the correlation coefficient	93
Table 4.31 Results of the calculation.....	94
Table 4.32 Coefficients Model 1 – Sub-structure 1.....	95
Table 4.33 Model Summary Model 1 – Sub-structure 1	95
Table 4.34 Anova Model 1 – Sub-structure 1	95
Table 4.35 Meaningfulness Test Results of Sub-structure Path Coefficient 1	96
Table 4.36 Coefficients Model 1 – Sub Structure 2	98
Table 4.37 Model Summary Model 1 – Sub-structure 2	98

Table 4.38 Anova Model 1 – Sub-structure 2	98
Table 4.39 Meaningfulness Test Results of Sub-structure Path	
Coefficient 2	99
Table 4.40 Test Results of the Effect of Human Development Index on	
Gross Regional Domestic Product	101
Table 4.41 Test Results of the Effect of Dependency Ratio on Gross	
Regional Domestic Product.....	102
Table 4.42 Test Results of the Effect of Human Development Index on	
Defense Budget	103
Table 4.43 Test Results of the Effect of Dependency Ratio on Defense	
Budget.....	104
Table 4.44 Test Results of the Effect of Dependency Ratio on Defense	
Budget.....	105

LIST OF GRAPHS

Graph 1.1 Indonesian Defense Budget Allocation 2017-2022	2
Graph 1.2 GRDP Contribution and Economic Growth by Island	4
Graph 1.3 Human Development Index by Province (2022).....	6
Graph 1.4 Projected Population of Indonesia Age Group (2015-2045).....	7
Graph 4.1 Defense Budget Variable Histogram.....	60
Graph 4.2 Defense Budget Variable Histogram	62
Graph 4.3 Dependency Ratio Variable Histogram	64
Graph 4.4 PDRB Variable Histogram.....	66

LIST OF FIGURES

Figure 2.1 Constellation of Relationships Between Research Variables.. 39